

NNVOA MEETING AND TRAINING

SEPTEMBER 10, 2023

BUSINESS & TRAINING

- CHAIRMAN
- FINANCE DIRECTOR
- COMMUNICATIONS DIRECTOR
- COMMISH



Meeting/Training DATES

- **Today (in-person) 4:00 - 6:00 pm (Manogue High)**
- **9/24 (in person) 4:30 - 6:00 pm (Manogue High)**
- **10/8 (ZOOM) - 4:00 - 6pm (might move time later)**
- **10/22 Banquet at the Tamarack 11:00 am-2:00 pm**

NOMINATING COMMITTEE

- **Heather Ramsey** - Chairman, Nominating Committee
- **Three (3) additional committee members**
 - **Theresa Wojtkowiak**
 - **Brian Kelley**
 - **Gigi Abi-Habib**
- **Timeline for soliciting nominations, candidates posting resume to NNVOA website, voting, etc.:**

TIMELINE for NOMINATIONS Gigi/Heather/Brian

COMMITTEE DATES:

- By-laws on NNVOA website have the responsibilities of each position but Ellen will snip out the sections and put them the “Elections” page.
 - ◆ Check this to see if you are interested and have experience that meet the responsibilities
 - Sept. 20-29: Nominations Accepted
 - Sept. 30: Nominees Bios posted on www.nnvoa.weebly.com
 - Oct. 1: Ballot posted by Brian Kelly, Communications Director
 - Oct. 1-7: Voting open through Survey Monkey
 - Oct. 8: Results presented at meeting by Brian & posted to website
- ★ Email Heather if interested. Heather Ramsey, HER1422@yahoo.com

Board Nominations



The following positions are open for the next (2024-2025 and 2025-2026) term:

- **Chairman-Elect**
- **Vice-Chairman, Training Director**
- **Finance Director**
- **Member at Large, Activities/Events Director**



Bios will be posted on NNVOA.weebly.com

Voting by way of Survey Monkey

Finance Director - Megan Svare



- ❖ Pay period ends 9/15
- ❖ I will email when paysheets are ready to check
- ❖ Email me and Ellen with...
 - Paysheet is correct (everyone must do this)
 - Paysheet is not correct - identify error (date of match, not the match #, fee missing, travel missing, etc.)
 - If OK then send me an invoice (filled out)
- ❖ You can look on your “schedule” and hover over the payment to see if you have mileage
- ❖ How do you know if you should get mileage? - Covered last meeting -
QUESTIONS??

Include Games ▾

Apply Filter

Away	Fees	Status	Accept	Decline
TBA	\$75.12	Accepted on 8/21/2019		
TBA	\$38.00			
TBA	\$38.00			
TBA	\$38.00			

To see travel fees:

Hover over the dollar amount in the FEES column to see TRAVEL

Away	Fees	Status	Accept	Decline
TBA	\$75.12			
		Game Fee: \$38.00, Travel: \$37.12, Perdiem: \$0.00		
TBA	\$38.00			

Finance Director - Megan Svare



- ❖ Polos and other deductions come out of your first check
- ❖ If you owe for a Polo or other \$\$ make sure it shows up on your paysheet as a DEDUCTION
- ❖ Flags \$
- ❖ Tournament Billing
- ❖ Other

Commish Business

- **Recap Pre-season Tournaments AND Kudos**
- **NIAA Activity Cards** - have you received your card?
- **EXAM B** - NIAA has requested this be uploaded to Arbiter
 - Arbiter slow to get this going - too many boxes to check
 - When it is available I will let you know
- **Availability/Blocks** - PLEASE get these done, updates..whatever!
There are times I need to look to future dates so see if we have enough officials before allowing schools to switch dates.
 - DECLINES???
 - Various dates are loaded with matches so I need to know if we have enough folks on a certain date...PLEASE HELP ME!!

Commish Business

- **Match Reports and Arbiter Mobile**
 - Do not submit any “reports” in Arbiter
 - Messes up the travel
 - Use this to easily “accept” matches
 - Click the green check mark
- **Questions about who Drives or Rides**
 - Senior official is driver
 - Contact me if unsure
- **Be on site/gym 30 minutes prior to match time**
 - This means arriving sooner to park
 - **Trouble finding entry to school?**

Schedule		FILTER	Calendar	+
3:45 PM	Frosh Volleyball	McQueen High School, McQ Main Gym		
Thu, Sep 07, 2023				
6:00 PM	Varsity Volleyball	Damonte Ranch High School, DR Main	Report	
Fri, Sep 08, 2023				
4:00 PM	Frosh Volleyball	Truckee High School, Truckee New Gym1		
5:00 PM	JV Volleyball	Truckee High School, Truckee New Gym1		
6:00 PM	Varsity Volleyball	Truckee High School, Truckee New Gym1	Report	
Sat, Sep 09, 2023				
11:00 AM	JV Volleyball	Yerington High School, Yerington Gym 1	Report	
12:00 PM	Varsity Volleyball	Yerington High School, Yerington Gym 1		

Commish Business

- **CYO** starts Sept 17 (next Sunday) 9am to 2pm so done by 3pm
 - **(6 hours) - 3 courts**
 - **WHO IS WORKING?**
 - **Peggy, Theresa, Jo M., Alissa, Ellen, Alma, Jencie, Shirley, Heather....others??**
- **As soon as I know the season dates I will send out.**
- **Assume: Sept 17, 24, Oct 1 and possibly Oct 8**

Commish Business

Eligibility of players

- We do not rule on the eligibility of players. Not in our rule book.
- Playing on more than one team on the same night - not our concern

Scoreboard vs Scorekeeping

- Make sure the point is recorded on the scoreboard.
- We don't keep "score" - that is the scorekeepers responsibility.
 - Don't record too many things on your lineup card

Ballhandling Philosophy

Level

Consistency



Ball Handling

- Consider the level as to leniency
- Frosh level
- JV Level
- Varsity Level

Consistent throughout match especially at the varsity level if you call that double at the beginning of the set you should call it on set point or match point.



DOUBLE!!

Some coaches don't get it when we call or don't call doubles at the lower levels. They want doubles called on the opponent setter but for most part, not on their setter. But don't use this as an excuse to not call a screaming double.

How show the referees respond when a coach(es) or player (s) are calling out "double" or show you observe them putting up two fingers for a double?

VIEW ▾

Draw ▾

Download

DVSPORTS



Clear

Draw

Laser

Blocking faults

Blocking a ball which is entirely on the opponent's side of the net is permitted when the opposing team has had an opportunity to complete its attack.

What is considered a “completed” attack?

Blocking faults

QUESTIONS:

Team R passes the ball near the net. Team S player reaches over the net and blocks the ball, no member of team R is in the area to play the ball. Is this permitted?

(What changes if there is a player from team R near the ball?)



Blocking and Referee Net Fault Mechanics

Blocking - Let's look at Rule 9-6 ART.4.C page 40

- C. Ball falling near the net and, in the referee's *judgment*, no legal member of the attacking could make a play on the ball

Referee Net Fault Mechanics

- Is this proper net mechanics by the R2?
- What about the R1?

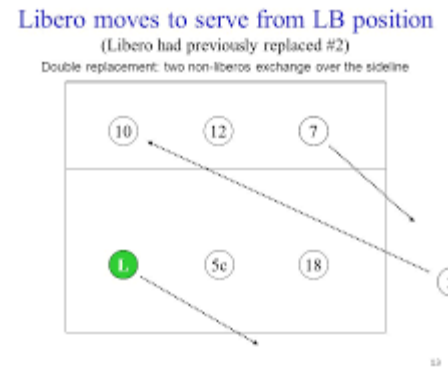
https://www.youtube.com/watch?v=4OaJHX_jBp0 (is this correct?)

The Libero Replacement Explained

https://youtu.be/-LD0Y8orL_I?si=9HcN3y_7rZTsvYIU&t=1

<https://youtu.be/oY2nVQNIUB8?si=iW0CqkY66OLLmt2g>

Libero Replacement



<https://www.youtube.com/watch?v=oY2nVQNIUB8>

If a timeout is requested, when should the libero replacement take place?

What is the procedure if the libero serves in the wrong position or for the wrong server?

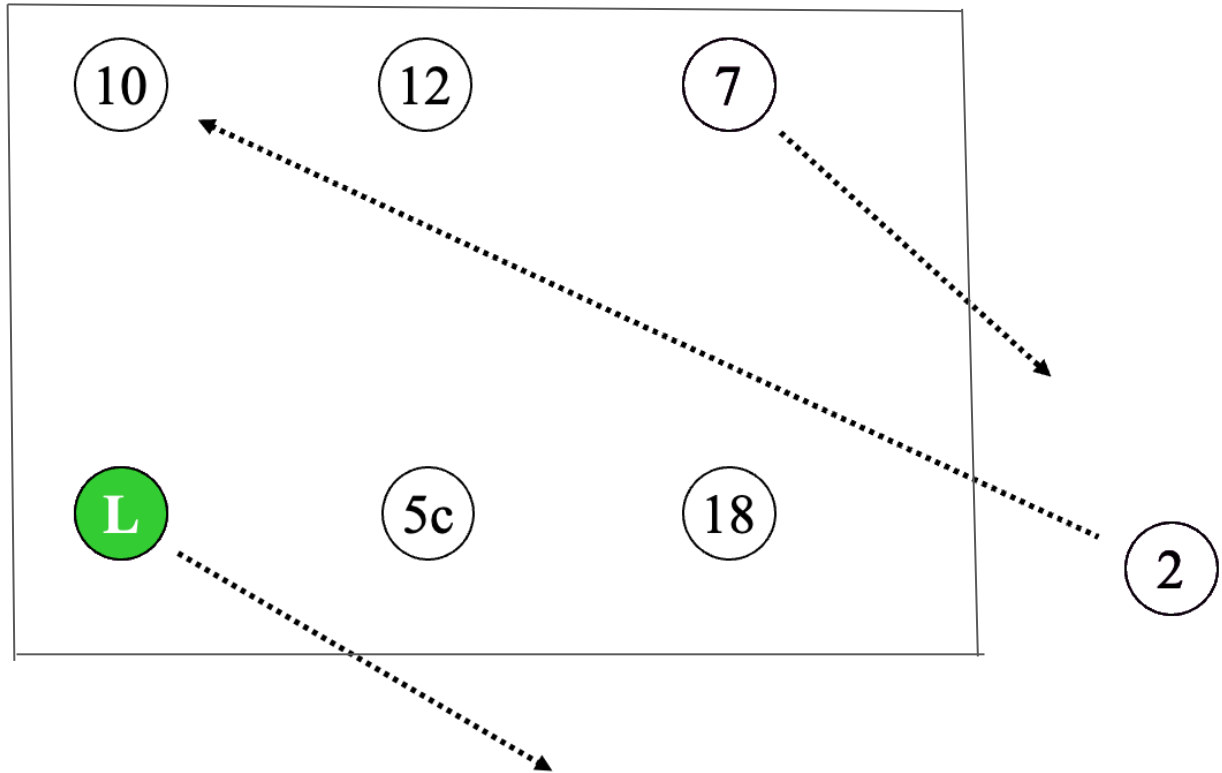
Libero Serving

*If the libero is in the game and the coach wants the libero to serve, the libero must go directly to the service position when replacing the player rotating into the service position. This is known as Libero Double Replacement or Double Switch

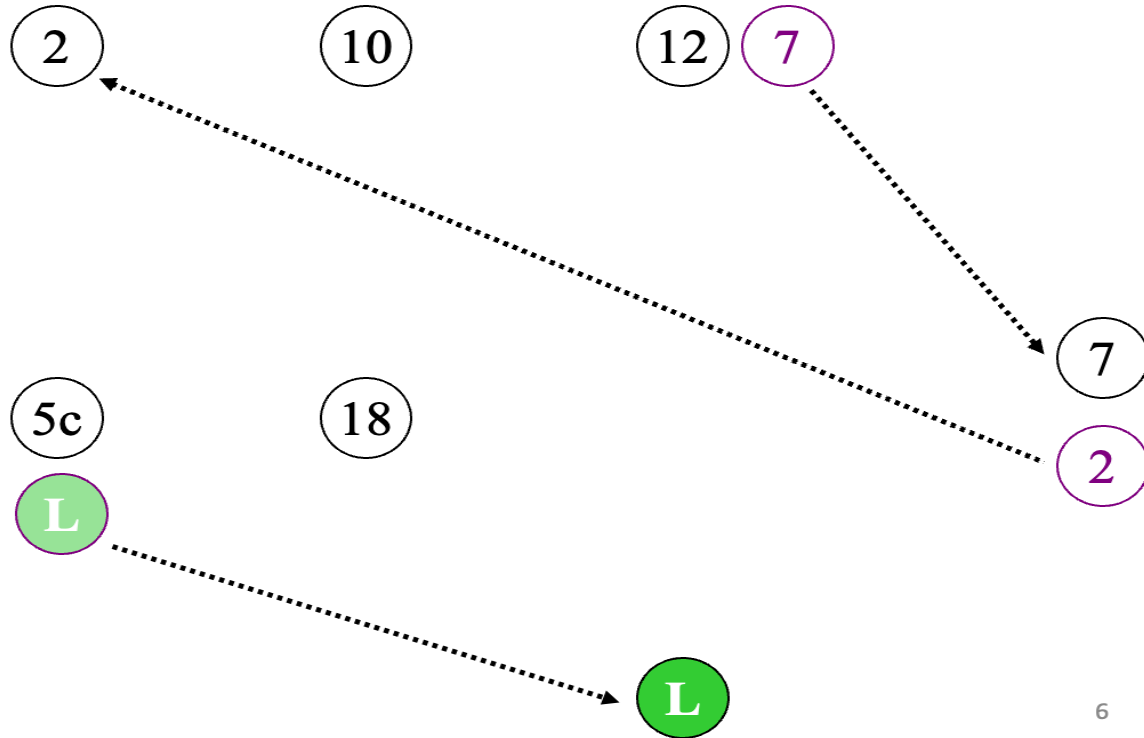
https://youtu.be/IQD_87IJwRU?si=Cc1EMAVaMrpT08Mh

Libero Moves to Serve


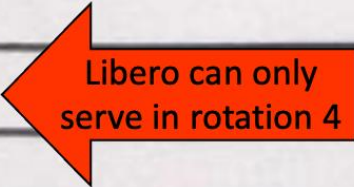
Double replacement: two non-liberos exchange over the sideline




Libero Rotates to Serve

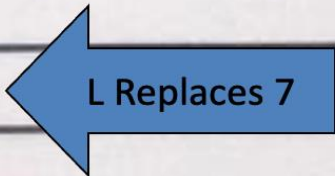


LTS: Libero Cannot Serve in Rotation 1; Replacement

TEAM		Central HS		L 21
GAME 1	Serving Order	SP		
	I	2	1 2	
	II	5c		
	III	18		
	 IV	7	1 7	 Libero can only serve in rotation 4
	V	12		
	VI	10		

LTS: A Normal Replacement

TEAM		Central HS		L 21	
GAME 1	Serving Order	SP			
	I	2	1 2		
	II	5c			
	III	18			
	 IV	7	1 7 L		
	V	12			
	VI	10			



On the Libero replacement make sure there is a sandwich 7-L-7

DATE: _____ HOME: _____ VISITOR: _____

Game No.		TIME-OUTS			Team: Central HS								First Serve (check box below)					
Serve Order	Player No.	L: <u>21</u>											<input checked="" type="checkbox"/>					
I	2	1	2	—											<input checked="" type="checkbox"/>	16	1	16
II	5	<input type="checkbox"/>	3	—											<input type="checkbox"/>	17	2	17
	1														<input type="checkbox"/>	18	3	18
III	8	<input type="checkbox"/>	4	5	6	—									<input checked="" type="checkbox"/>	19	4	19
	7	21	<input type="checkbox"/>	<input type="checkbox"/>	<input type="checkbox"/>	<input type="checkbox"/>									<input checked="" type="checkbox"/>	20	5	20
	12														<input type="checkbox"/>	21	6	21
															<input type="checkbox"/>	22	7	22
															<input type="checkbox"/>	23	8	23
															<input type="checkbox"/>	24	9	24
															<input type="checkbox"/>	25	10	25
															<input type="checkbox"/>	26	11	26
															<input type="checkbox"/>	27	12	27
															<input type="checkbox"/>	28	13	28
															<input type="checkbox"/>	29	14	29
															<input type="checkbox"/>	30	15	30
Final Score:																		

On libero's 1st serve, put a triangle on rotation position. This is the only position in which the libero may serve in this set.

When the libero serves points are enclosed in a triangle in both the individual and running score columns.

6 7 8 9 10 11 12 13 14 15 16 17 18

Libero Serving Review

*Know that the libero is not required to serve every time in the rotation

*The coach can have the starting player, a substitute or the libero serve during the game whenever that position in the serve order moves into the service position

Libero Serving Review

- *The coach does not have to specify that the libero will serve on the lineup sheet
- *The coach still has to indicate the number of the libero for that game on the lineup sheet
- *There can be a different player designated as the libero for each game for the match

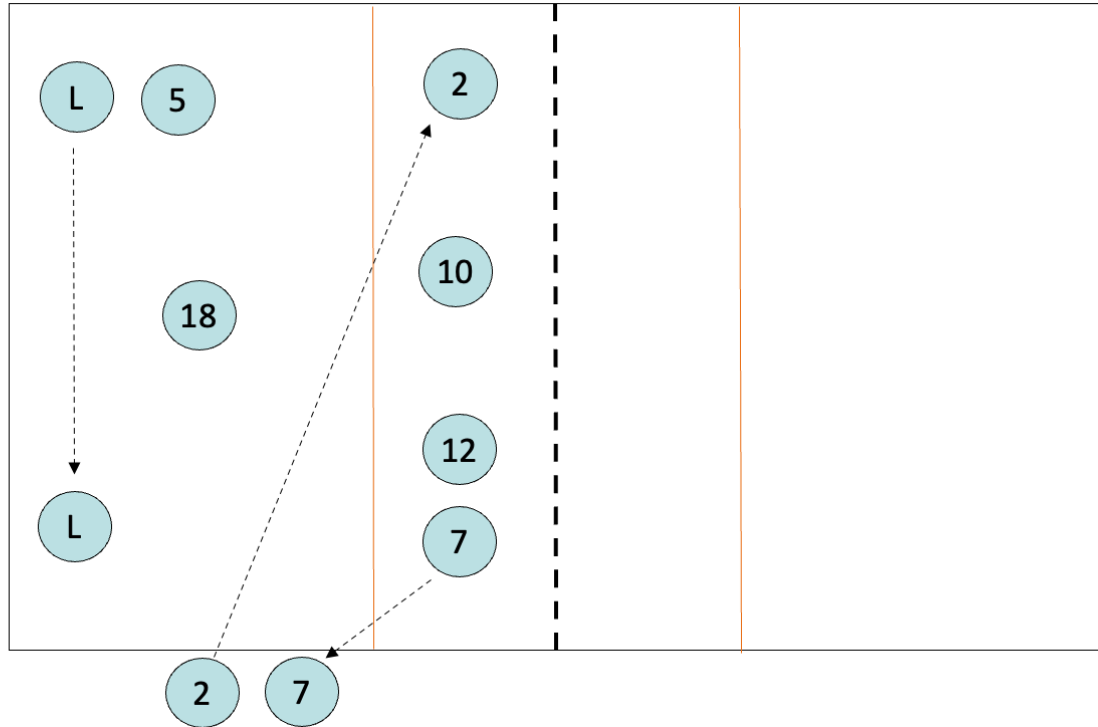
Libero Serving

What you'll see in a libero replacement for serve:

*R2 and assistant scorers will need to get used to the idea of 2 teammates in the same-color uniform top switching on-off the court behind the attack line

*This happens because the previous right front will be coming off the court and a teammate will go in to take the place of where the libero would have been

Libero Rotates to Serve




Libero – 1st Serve of the Set

*If the libero is the first server for her team, the libero starts on the sideline, in the replacement zone.

*Once the R2 checks the serving order for the receiving team, the libero may enter the court and replace the right-back (RB) in the serving position. The R2 repeats this for the serving team and then rolls the ball to the server.

COMMISH - Rules and Techniques



You can ask
ONE
question!!

Uniforms/Jewelry/Unusual Items or Situations

If there are any questions regarding these topics, and a photo is necessary, ask the coach if you can take a picture so you can send it to me. If it is a uniform question, taking a photo of a regular player and the libero may be necessary (front and back). Then I will review and if necessary, send it to the NFHS.

Light/Dark (Home/Away) Colors of Jerseys

There is NO rule (NFHS or NIAA) regarding the color of jersey worn by the Home or Away team.

Uniforms

Passing sleeves and detached sleeves (not attached to the uniform) are not considered required equipment. Like knee pads and socks teammates are not required to wear identical detached sleeves (color of these sleeves does not have to match the uniform.)



COMMISH - Rules and Techniques

Exchanging game balls

There is nothing in our rules or techniques that has the R1 force an exchange of a game ball. In other words, if a point is earned by Team A and that same ball is rolled to the server – she may use that ball to serve. It's the player's choice.

Identifying the captain

Second Referee - simply extend a hand toward the captain and then to the R1, inviting the captain to acknowledge the R1. NFHS does not use the USAV hand across the chest to indicate the captain. This technique is **used only in the first set**, unless the captain is replaced.

COMMISH - Rules and Techniques

Third/Fifth-Set Coin Toss

**3rd/5th set a coin toss is conducted. Only during WCSD MS do we permit conducting 3rd set coin toss at main pre-match/coin toss (only one min between sets.)

After R2 conducts the coin toss, she/he relays result to R1 by indicating which team will be serving. The R1 whistles notifying the scoreboard operator to start the clock for the interval between sets 4 and 5 (or 3 and 2.) R2 may need to guide the scoreboard operator.

Team names on back of Lineup Sheets

If the scorer does not write the name of each school on the back of their lineup/roster sheet (none do this), the R2 should do so. After lineup check, place each sheet on the score table, face down with team name up. Helps facilitate your duty of handing each coach their lineups between sets in a timely manner, as they walk by you.

COMMISH - Rules and Techniques

Second referee position at end of rally

When the second referee's whistle ends a rally, s/he should step to the offending team's side of the net, and signal the fault. If the first referee's whistle ends the rally, the second referee steps to a visible position on either side to mimic the first referee's signals; move to the side at fault only if fluidity and tempo are not affected.

Signal for same player making 3rd and 4th team contact

Signal "four hits."

First referee repeating second referee signals

The first referee repeats the second referee's signal for a substitution or timeout (does NOT show number of timeouts on initial timeout.)

COMMISH - Rules and Techniques

Protest procedure (not really a protest. Officials must render a decision on the spot.)

- Coach must request to review a decision by requesting a timeout. The head coach shall confer with the first referee at the first referee's platform. Only disagreements about the interpretation of the rule are permitted to be reviewed – NO review will be acknowledged regarding “judgement” calls.
- Request must be made during dead ball immediately following situation in question.
- It is OK to use your rule book to assist in making the ruling.
- If the referee's decision stands, a timeout is charged to the team. If no timeouts remain, a loss of rally/point shall be awarded to the opponent.
- If the referee reverses her/his call, finding that the rule interpretation was in error, no timeout is charged to the team. The referees should correct their error and play on.

Line Judge Warming Up Eyes in Pre-match.



This positioning is not LJ
Best Practices

Self Evaluation as an LJ:

- ❖ During warmups, which hitters attack down the line, cross court?
- ❖ Do I reset to base position during a long rally?
- ❖ Am I seeing the ball “inside-out” on close line calls?
- ❖ Am I flinching or moving back on balls coming at me?
- ❖ Do I miss more touches going away from me, towards me, out of middle, other?
- ❖ Am I moving up sideline/endline to get a better view of a dump/pancake?
- ❖ Did I talk to my partner about how to hold the flag during a TO? Are we departing together at end of TO?

ON THE COURT TRAINING

- Libero Situations
 - YUD vs Illegal Alignment
 - Libero replacement zone
- Line Judge positions
 - Moving to get better view on pancakes
 - Moving to get better view of attack/antennae angles

Court #1

- R2 and R1 Mechanics
 - Net fault
 - Substitutions to start the match and subs at the end of a TO
 - TO's
 - Displaying Cards (Administrative and Conduct)
- Line Judge Protocols
 - Start of match
 - TO's

Court #2